



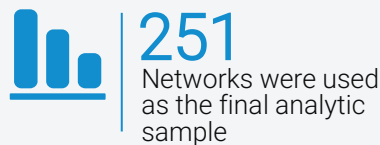
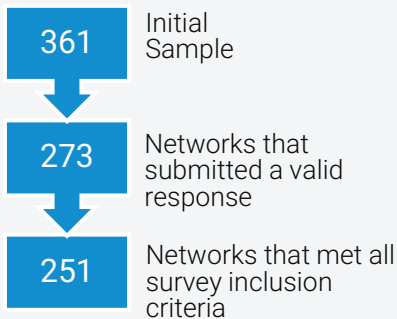
# NETWORK SNAPSHOT

An overview of the ACEs, Trauma, and Resilience (ATR) Networks that participated in the Mobilizing Action for Resilient Communities ATR Network Survey, a collaboration of the Health Federation of Philadelphia and NORC at the University of Chicago.

A full report and additional resources are available at [MARC.HealthFederation.org/National-Survey](https://MARC.HealthFederation.org/National-Survey)

## CREATION OF SURVEY SAMPLE

### SAMPLE SIZES



## NETWORK CRITERIA

Use an ATR framework of key concepts, science, and practices

Represent multiple sectors

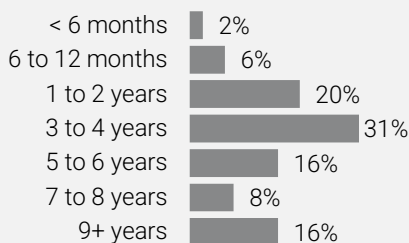
Encompass a geographically defined area

Engage with members in-person

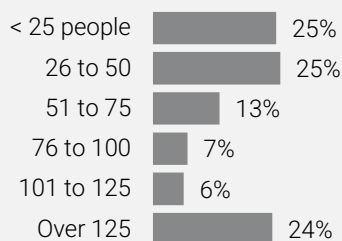
Criteria defined in 2019

## NETWORK AGE AND SIZE

How long has the NETWORK been in existence?

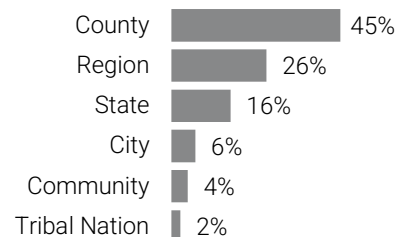


What is the current size of the NETWORK?



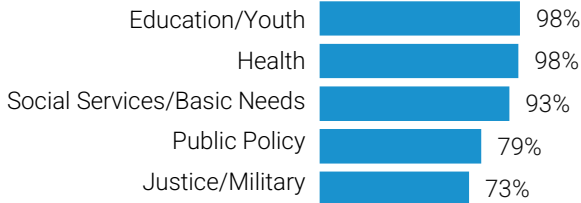
## GEOGRAPHIC UNIT

What geographic area does the NETWORK encompass?



## NETWORK SECTORS

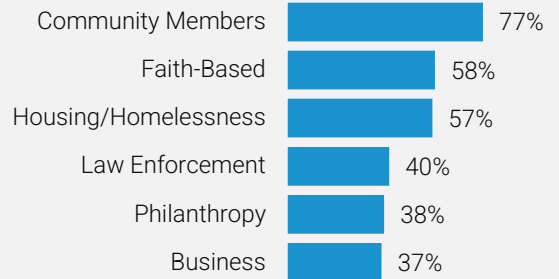
What sector categories are represented by the NETWORK?



### Six in ten networks

61.9 % reported having members from all five sector categories.

Select sectors and groups represented by the NETWORK (see report for full list)



## STAFFING

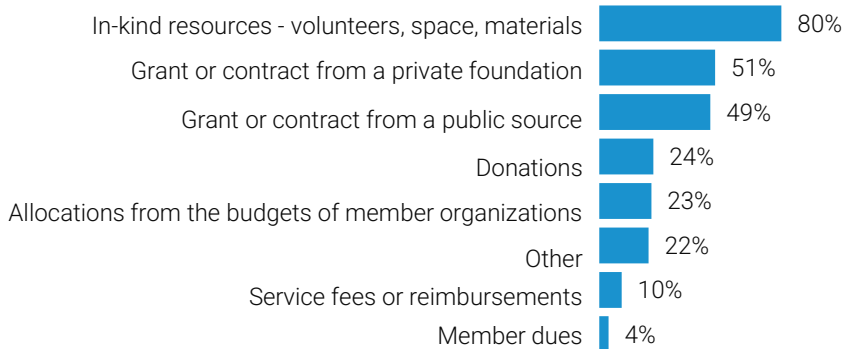
NETWORK's part-time and full-time paid staff



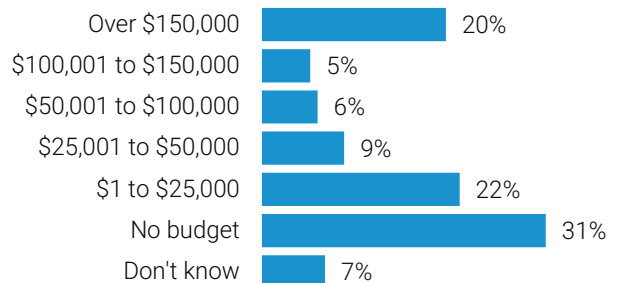
Networks were more likely to operate without full-time paid staff

## NETWORK FUNDING SOURCES AND BUDGET

What are typical sources of funding for the NETWORK?



What is the NETWORK's typical annual budget?



53%

of networks reported a budget of \$25,000 or less

Funding for the MARC ATR Network Survey came from the Robert Wood Johnson Foundation. The findings reflected here are solely the responsibility of the authors and do not necessarily represent the official views of the funder.